



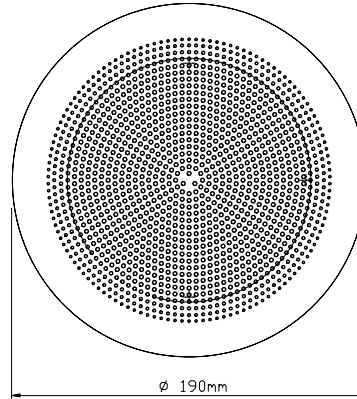
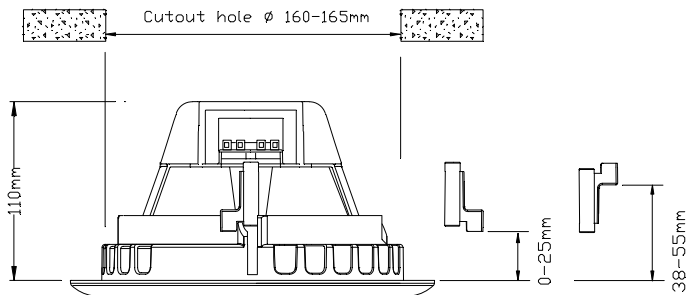
# DNH

ISO 9001 CERTIFIED

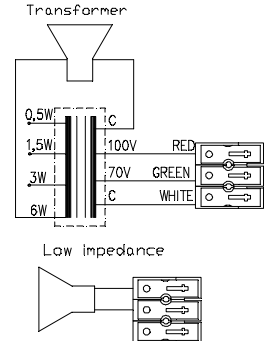
## BP-560(T)

Commercial Audio Solutions Ltd  
The Old Barn, Whitecroft Farm  
Strines, Derbyshire. SK22 3AH.  
Tel: 01663 767888

[www.commercialaudiosolutions.com](http://www.commercialaudiosolutions.com)



### CIRCUIT DIAGRAM



70/100 Volt combined transformer	
Primary connections	
White : Green	70 V
White : Red	100 V
Secondary nominal tapings	
C : 6W	6,0 W
C : 3W	3,0 W
C : 1,5W	1,5 W
C : 0,5W	0,5 W

### Sound pressure levels at 1W/1m w/P-5/15 T

#### SPL vs Freq



### Specifications

Material / Color	PA / ABS / RAL9010
Mounting	Hooks
Termination	Spring clamps
Weight w/transformer	0,73 kg
IP-rating	
Max. / min. amb. temp	90°C / -20°C
Rated / max. power	6 W / 10 W
SPL 1W/1m	90 dB
SPL rated power	97 dB
Effective freq. range	120 – 20000 Hz
Dispersion (-6dB) 1kHz / 4kHz	160° / 55° (baffle)
Options	Impedances, colors, labels

### Installation, Operation and Maintenance Procedures

- Install ring into the cutout hole, screw the screws connected to the three hooks clockwise until the ring is fixed to the ceiling.
- Connect to terminal (70V or 100V) and select required tapping on the transformer.
- Turn the grill gently clockwise within the ring until it stops.
- Hooks can be mounted both ways, see drawing at top of the page.
- For optimum performance, always use the correct voltage / power and operate within the frequency limits as stated.
- Do not open loudspeaker when energized.
- This loudspeaker is supplied with a two years warranty against defective workmanship.

DNH reserves the right to alter specifications without notice

