





# Line Array Speaker

## Type S



Versatile operation and installation features  
enhance sound reinforcement applications



TOA Type S Series Line Array Speakers provide optimal coverage and dispersion characteristics. Available in slim, tower-configured enclosures, these speakers also feature a wide range of mounting accessories to enable permanent installation in various venues.

Type S Series are 2-way line array speakers that are vertically configured. Each configuration contains 32 speaker elements composed of eight 10cm woofers and 24 high frequency drivers which are positioned close together to create a continuous linear sound source. The speaker output therefore maintains a uniform sound pressure level that resists attenuation with distance. The SR-S4L/S4LWP speaker features a linear design tailored for distance sound transmission applications and the SR-S4S/S4SWP features a gently curved line which offers ideal sound coverage over a shorter distance.




SR-S4L



SR-S4S

- Sync-Drive technology creates ideal linear sound source, ensuring more intelligibility with reduced attenuation over distance

Line Array Type S are 2-way line array speakers, each containing 32 speaker elements - 8 x 10 cm LF and 24 HF drivers. Driver units are installed vertically and with minimal space between units in order to create a continuous linear sound source. This enables delivering a uniform sound pressure that resists attenuation with distance.



- Ideal for challenging environments

The speaker enclosures are designed to minimize floor- and ceiling reflections to maximize sound clarity even in reverberant spaces and other problem environments.

- Bi-amp operation capability for higher quality sound

Type S has a built-in network circuit for a single amplifier drive. Changing the internal connector position enables bi-amplifier drive that provides a higher quality sound output.

- Versatile speaker configuration possibilities


SR-S4L/S4LWP is designed for long distance sound transmission, whilst SR-S4S/S4SWP is for short distance sound transmission. Stacking 2 or 3 speakers configures a longer linear sound source, permitting richer low-frequency sound reproduction as well as transmission of higher sound output over a longer distance.

- Multiple speaker connectivity


Using optional TOA MT-S0601 Matching Transformer allows use in high impedance applications.




- SR-S4S(WP)



- 2 x SR-S4L(WP)



- 2 x SR-S4L(WP) + 1 x SR-S4S(WP)



- Splash-proof version (IPX4) available



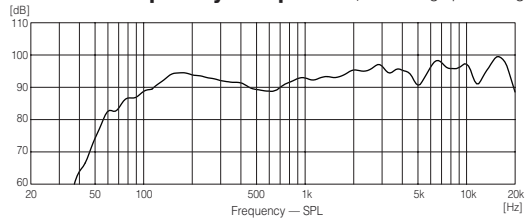
SR-S4LWP



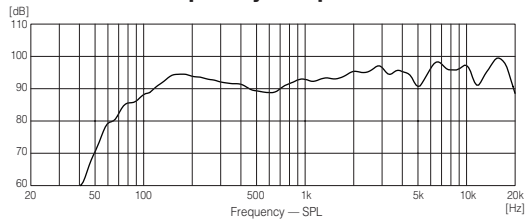
SR-S4SWP

# CHARACTERISTIC DIAGRAMS - SR-S4L/S4LWP

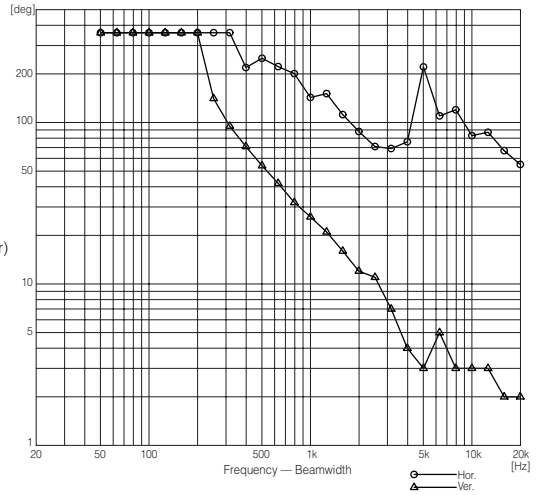
**SR-S4L Frequency Response** (when using optional digital processor)



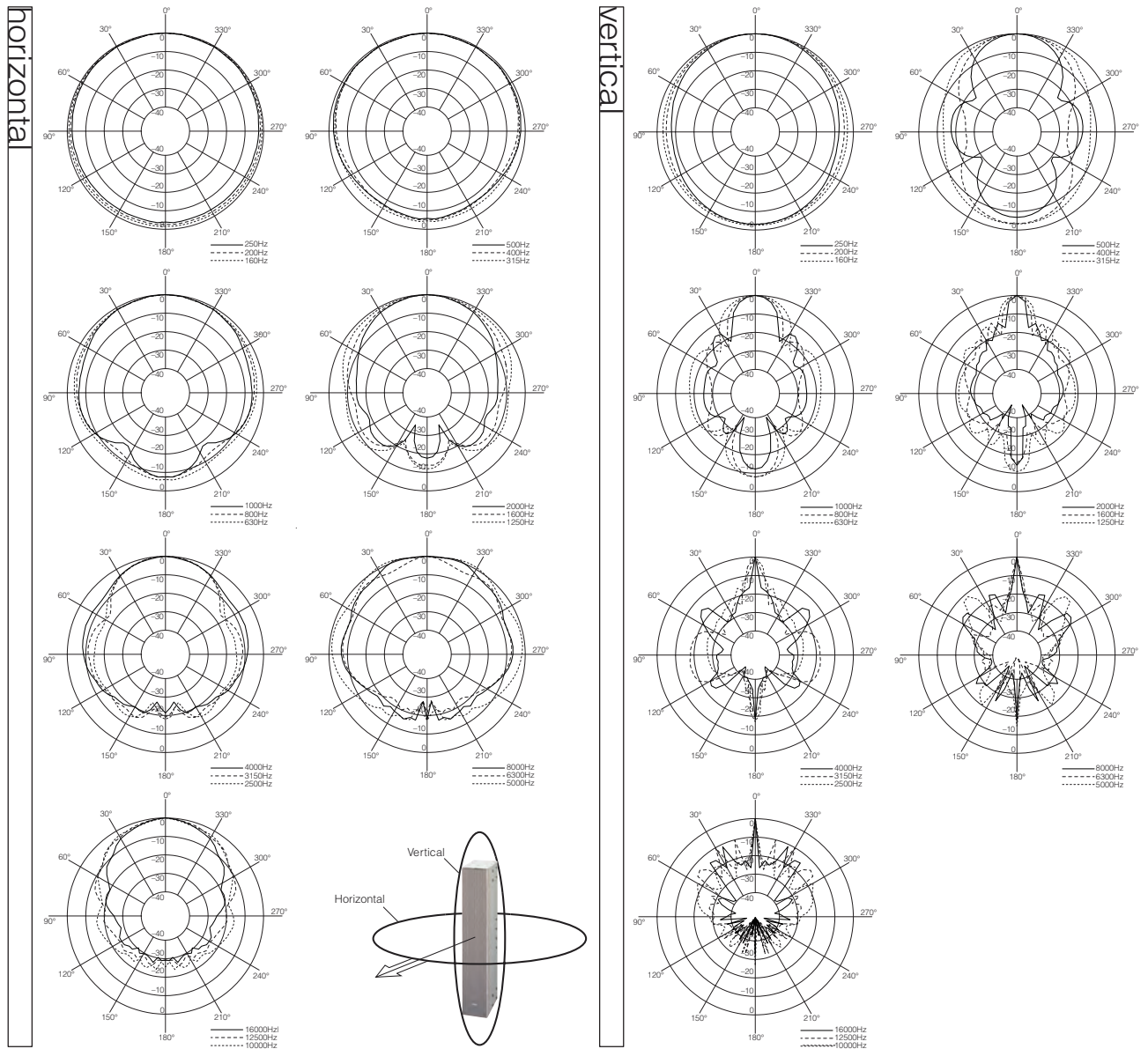
**SR-S4LWP Frequency Response** (when using optional digital processor)



**Beamwidth vs. Frequency** (when using optional digital processor)

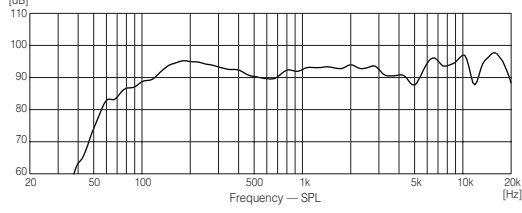


**Polar Response** Measurement distance (simulation): 20m

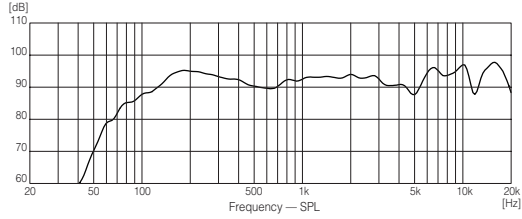


# CHARACTERISTIC DIAGRAMS - SR-S4S/S4SWP

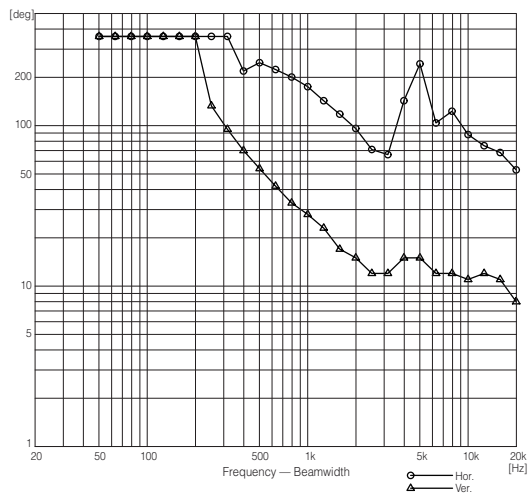
**SR-S4S Frequency Response** (when using optional digital processor)



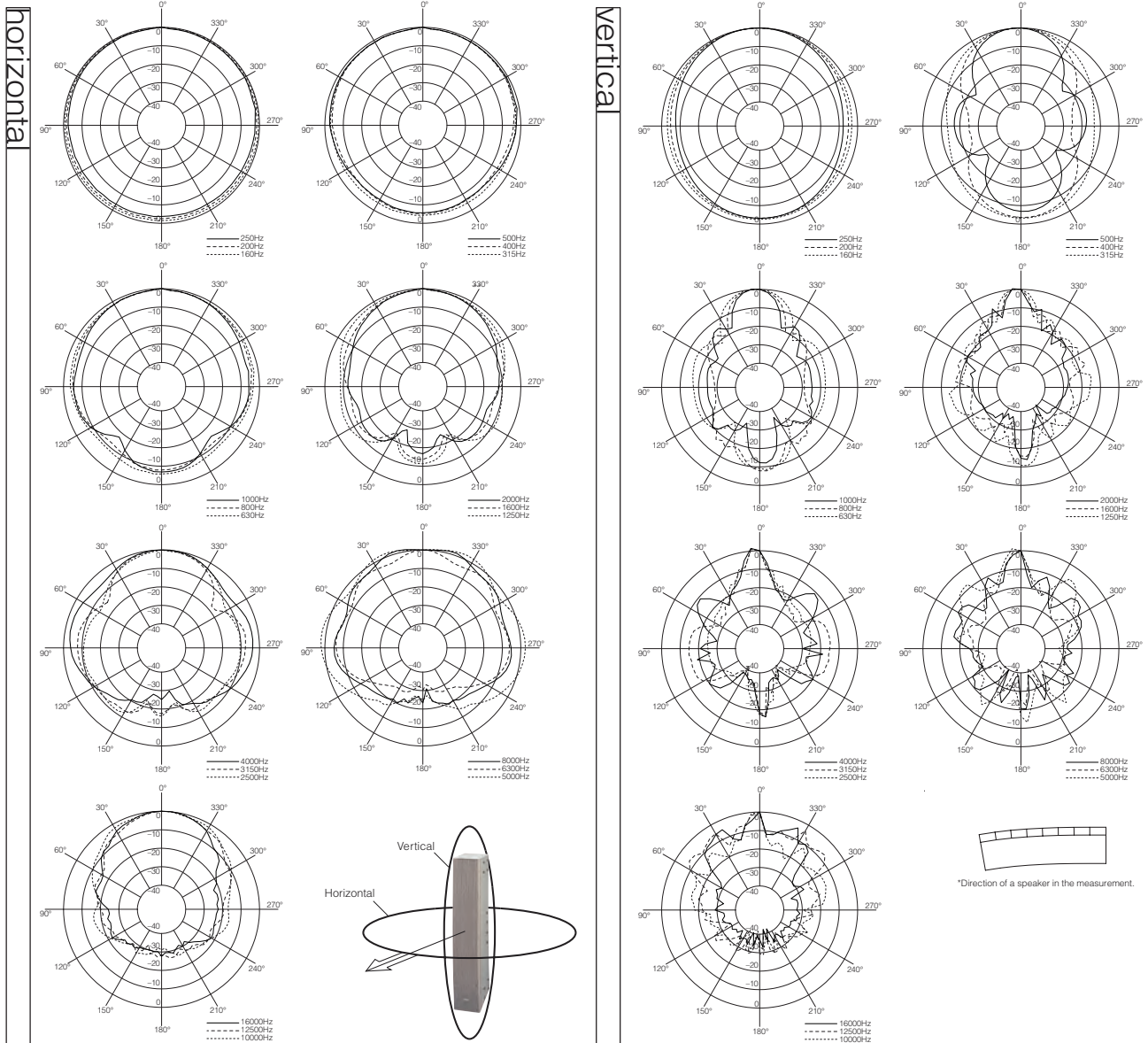
**SR-S4SWP Frequency Response** (when using optional digital processor)



**Beamwidth vs. Frequency** (when using optional digital processor)



**Polar Response** Measurement distance (simulation): 20m



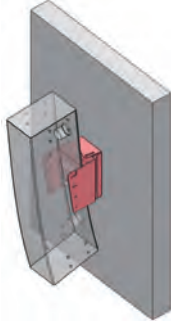
\*Direction of speaker in the measurement.

# MOUNTING OPTIONS

**Two speakers connected**  
SR-EP4/EP4WP



**On the wall**  
SR-TB4/TB4WP  
• Vertically adjustable to max 5°, horizontally to max 20°



**On the wall**  
SR-WB4/WB4WP  
• Horizontally adjustable to max. 30°



**Hanging**  
SR-SA4



**For protection**  
SR-PP4



**On the stand**  
SR-SA4







**On the stand**  
SR-FS4



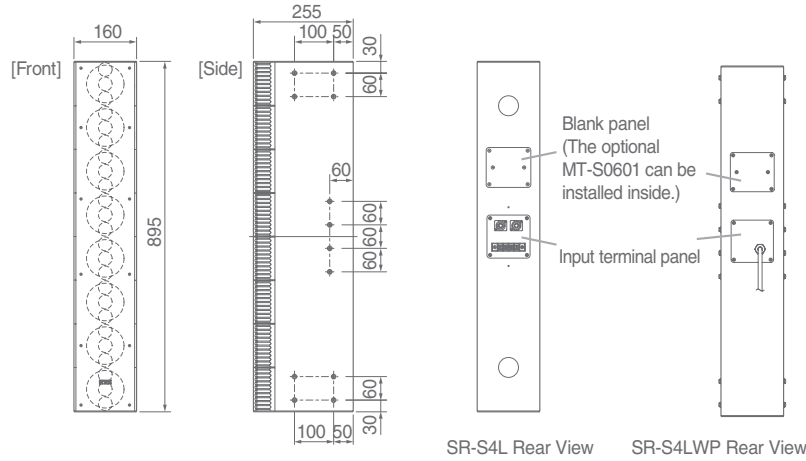
## Optional Accessories

		Article number
	Flying Bracket	SR-FB4*
	Extension Plate	SR-EP4*
	Extension Plate, outdoor use	SR-EP4WP
	Wall Mounting Bracket	SR-WB4*
	Wall Mounting Bracket, outdoor use	SR-WB4WP

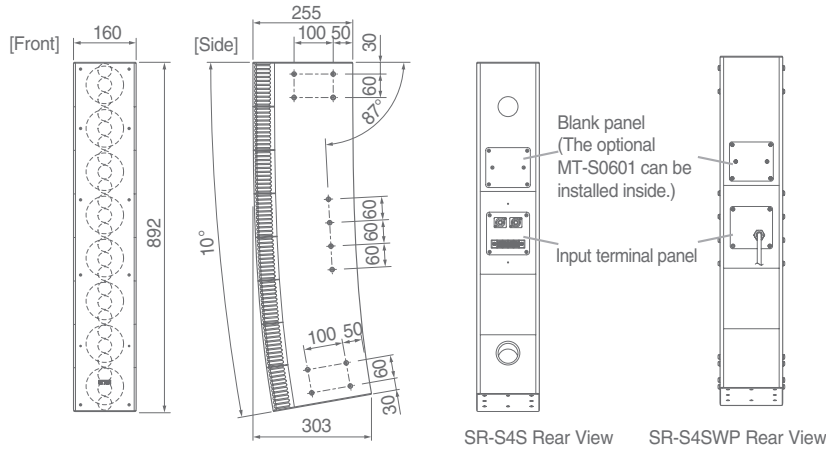
		Article number
	Wall Tilt Bracket	SR-TB4*
	Wall Tilt Bracket, outdoor use	SR-TB4WP
	Stand Adapter	SR-SA4*
	Protection Pad	SR-PP4

\*Indoor use only

## SR-S4L/S4LWP



## SR-S4S/S4SWP



Specifications	SR-S4L	SR-S4LWP	SR-S4S	SR-S4SWP
Enclosure	Bass-reflex type	Sealed type	Bass-reflex type	Sealed type
Power Handling Capacity	Continuous program: 600W (single-amp mode) Low 240W, High 240W (bi-amp mode)			
Rated Impedance	8 Ω (single-amp mode) / Low 8 Ω, High 8 Ω (bi-amp mode)			
Sensitivity (1 W, 1 m)	94 dB (1 W, 1 m)		93 dB (1 W, 1 m)	
Max SPL (Rated input, 1m)	122 dB		121 dB	
Crossover Frequency	3.5 kHz			
Frequency Response	70 Hz – 20kHz			
Directivity Angle	H: 90 deg., V: 0 deg.		H: 90 deg., V: 10 deg.	
Speaker Component	Low: 10 cm cone-type x 8, High: 2.5 cm balanced dome-type x 24		Low: 10 cm cone-type x 8, High: 2.5 cm balanced dome-type x 24	
Input Connector	M4 screw terminal, distance between barriers: 10.0 mm and Neutrik NL4MP x 2	Direct cable withdrawal from internal speaker : ø8.6 mm, conductor cross section: 1.25 mm <sup>2</sup> , 4-core cable, 3 m	M4 screw terminal, distance between barriers: 10.0 mm and Neutrik NL4MP x 2	Direct cable withdrawal from internal speaker : ø8.6 mm, conductor cross section: 1.25 mm <sup>2</sup> , 4-core cable, 3 m
Water Protection	-	IPX4	-	IPX4
Finish	Enclosure: MDF, white, paint Front grille: Punched steel plate, white, acrylic paint	Enclosure: Plywood, white, urethane coating Front grille: Punched stainless steel, white, paint	Enclosure: MDF, white, paint Front grille: Punched steel plate, white, acrylic paint	Enclosure: Plywood, white, urethane coating Front grille: Punched stainless steel, white, paint
Dimensions (W x H x D)	160 x 895 x 255 mm		160 x 892 x 303 mm	
Weight	16 kg			
Accessory	Bi-amplifier drive rating label x 1, Bi-amplifier drive input indication label x 1			
Option	Matching transformer: MT-S0601, Digital speaker processor: DP-SP3			
	Extension plate: SR-EP4, Flying bracket: SR-FB4, Wall mounting bracket: SR-WB4, Wall tilt bracket: SR-TB4, Stand adapter, SR-SA4, Protection pad: SR-PP4, Floor stand: SR-FS4	Extension plate: SR-EP4WP, Wall mounting bracket: SR-WB4WP, Wall tilt bracket: SR-TB4WP, Protection pad: SR-PP4	Extension plate: SR-EP4, Flying bracket: SR-FB4, Wall tilt bracket: SR-TB4, Stand adapter, SR-SA4, Protection pad: SR-PP4	Extension plate: SR-EP4WP, Wall tilt bracket: SR-TB4WP, Protection pad: SR-PP4



TOA Corporation

[www.toa.jp](http://www.toa.jp)

Specifications are subject to change without notice. (2206) 833-61-100-47-01