

HD 6045EN

LONG-THROW FIBERGLASS HORN SPEAKER

DESCRIPTION

HD 6045EN is a fiberglass horn designed to withstand the most adverse weather conditions, offering high sound reproduction quality and sound pressure levels. A high level of efficiency and sound pressure can be obtained thanks to the use of 4 dynamic compression driver units. The terminal connection blocks, for input and output flameproof cables, are made of ceramic material. A thermal fuse protects the integrity of the line in case of heat affecting the speaker.



FEATURES

- 4 x 2" compression drivers.
- Rated power (100 V): 200 W.
- 110 dB sensitivity.
- Colour white RAL 9003.
- Fiberglass body.
- In/out ceramic terminal block.
- Thermal fuse protection.
- Protection grade IP65.

TECHNICAL SPECIFICATIONS

Acoustical specifications

Frequency Response (-10dB):	200 Hz ÷ 10000 Hz
Max SPL @ 1m:	133 dB
Max SPL @ 4m:	114 dB
Horizontal coverage angle:	60°
Vertical coverage angle:	50°
System Sensitivity:	110 dB
System Sensitivity 1W @ 4m:	91 dB

Power section

Power Handling:	200 W
Peak Power Handling:	800 W PEAK
Recommended Amplifier:	400 W
Protections:	Thermal fuse

Transducers

Compression Driver:	4 x 2.0"
---------------------	----------

Input/Output section

Input connectors:	Ceramic screw terminals
Output connectors:	Ceramic screw terminals
Constant Voltage Transformer:	100 V
Power selection 1:	200 W - 50 ohm

Standard compliance

IP protection grade:	IP 65
EN54-24 certified:	Yes
CE marking:	Yes
CPR number:	0068-CPR-030/2015

Physical specifications

Cabinet/Case Material:	Fiberglass
Color:	White - RAL 9003

Size

Height:	475 mm / 18.7 inches
Width:	620 mm / 24.41 inches
Depth:	564 mm / 22.2 inches
Weight:	21.4 kg / 47.18 lbs

Shipping informations

Package Height:	615 mm / 24.21 inches
Package Width:	645 mm / 25.39 inches
Package Depth:	495 mm / 19.49 inches
Package Weight:	23.6 kg / 52.03 lbs

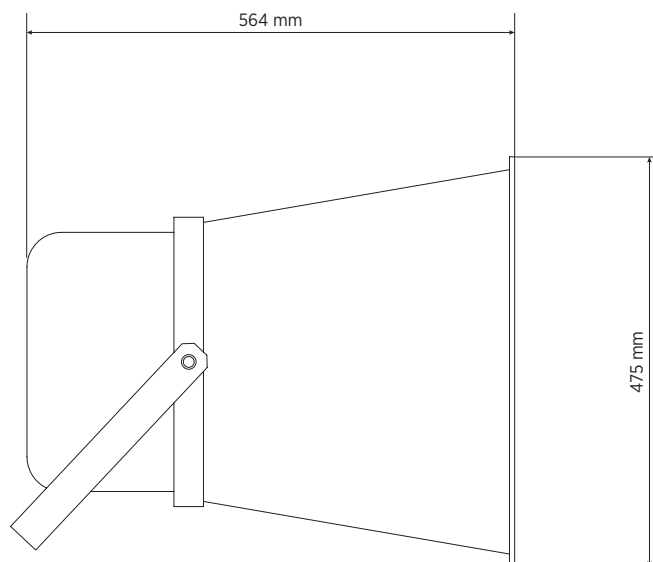
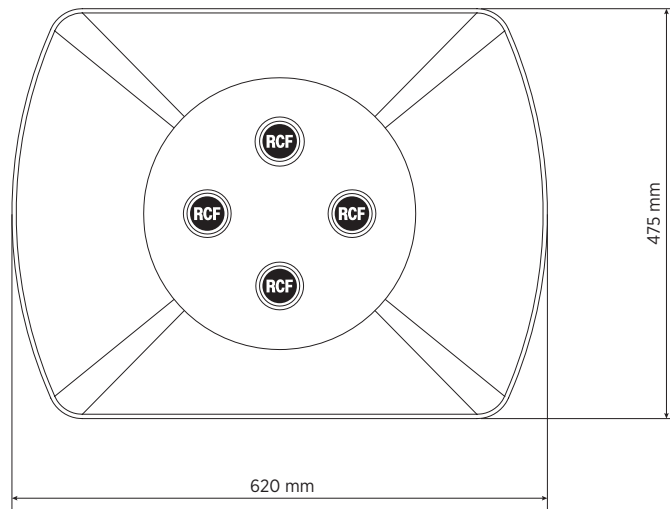
PART NUMBER

- **13133085**

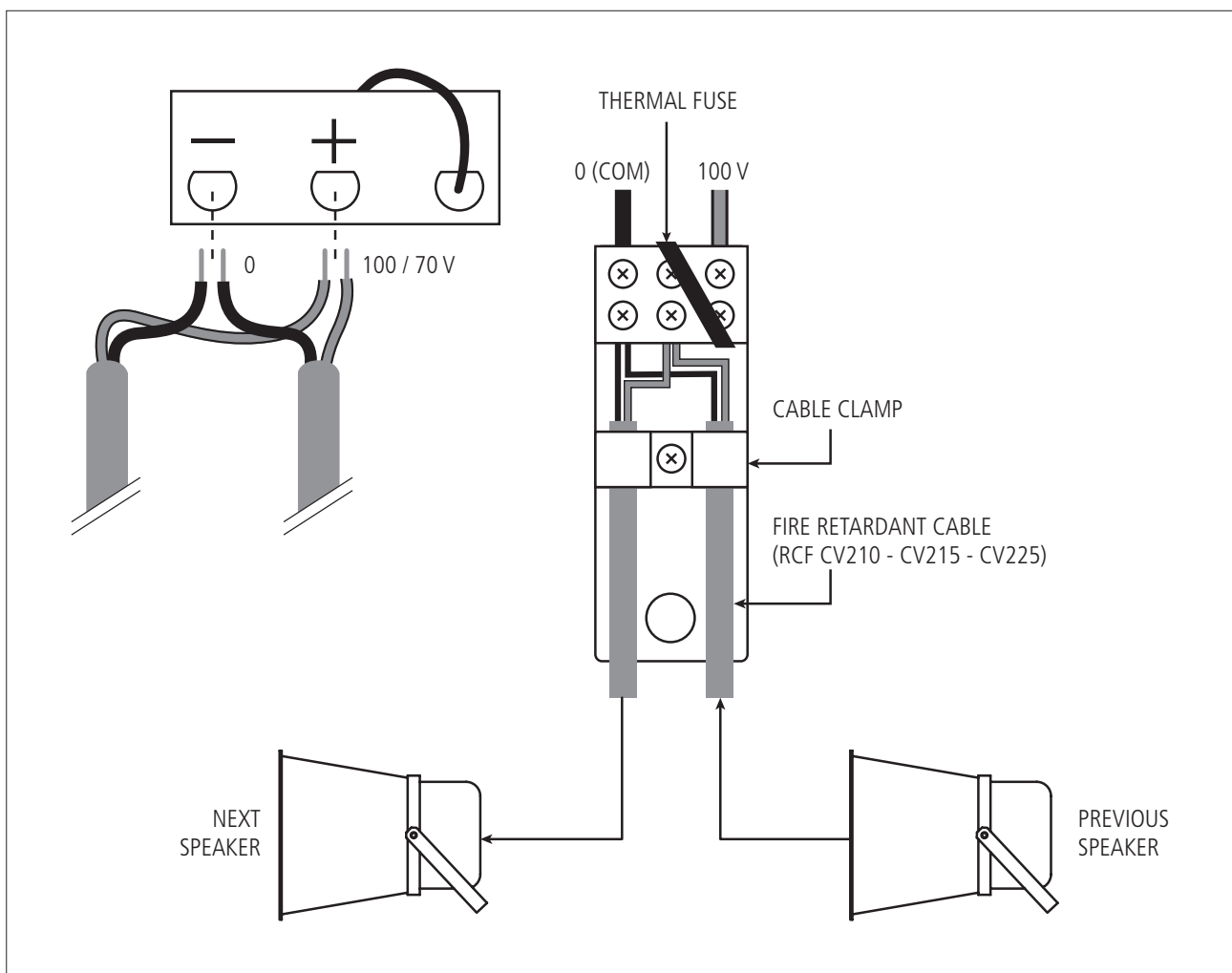
HD 6045EN

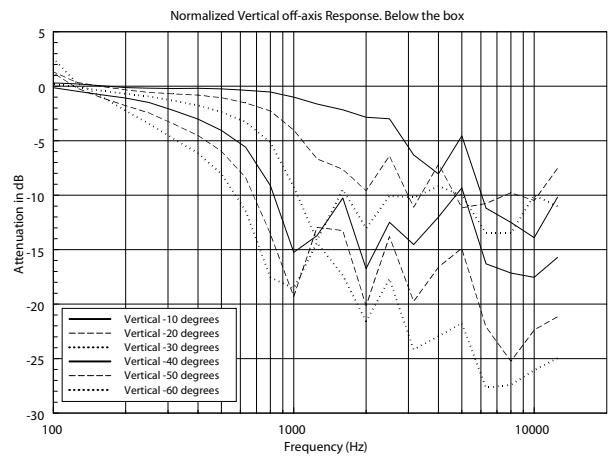
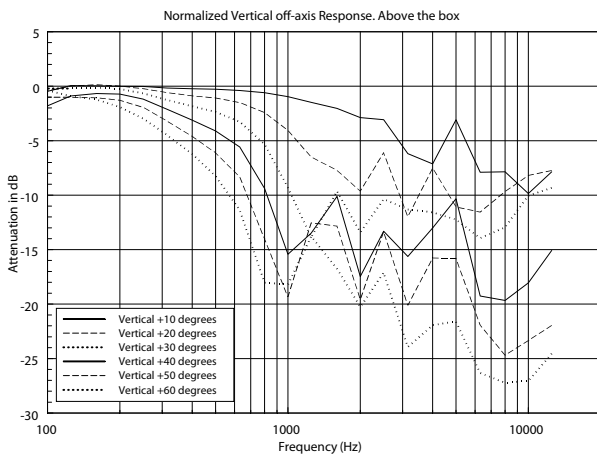
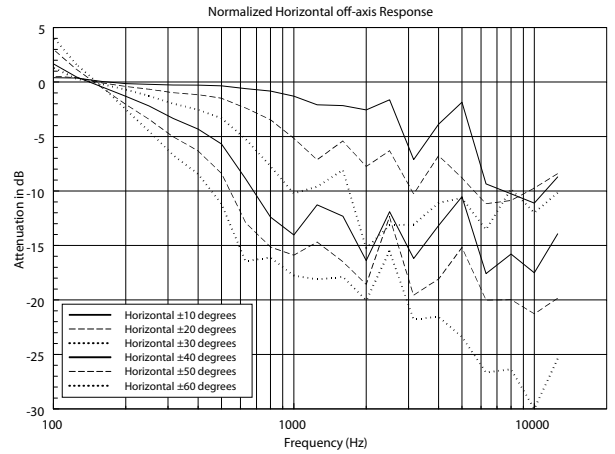
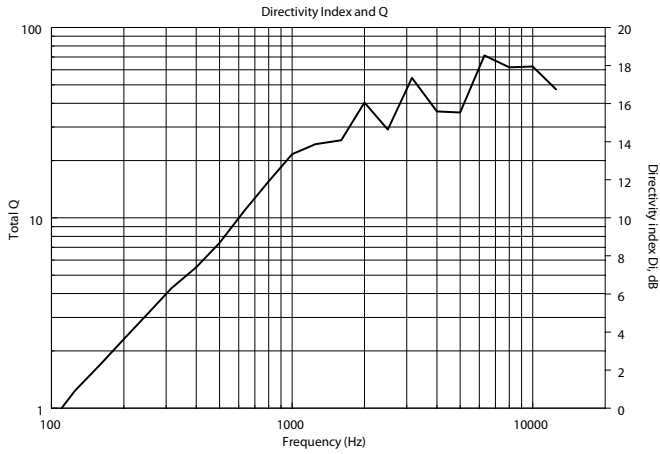
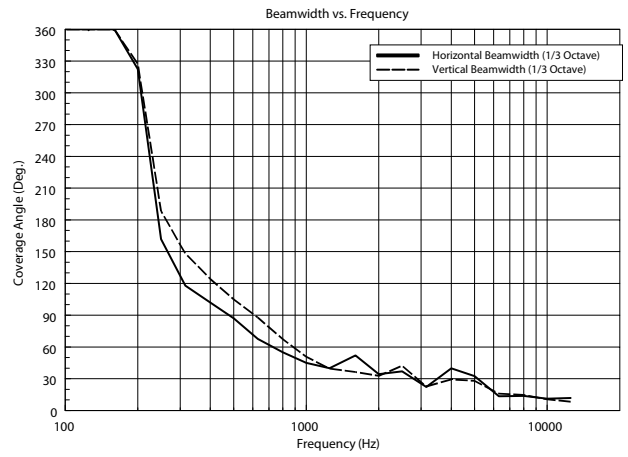
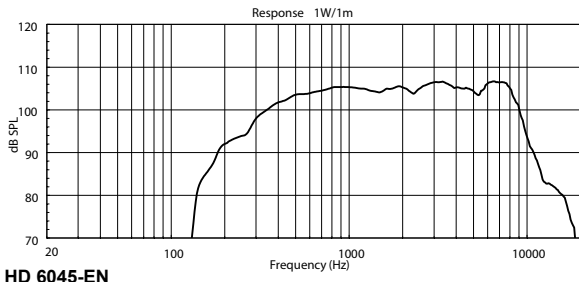
EAN 8024530012656

DRAWINGS

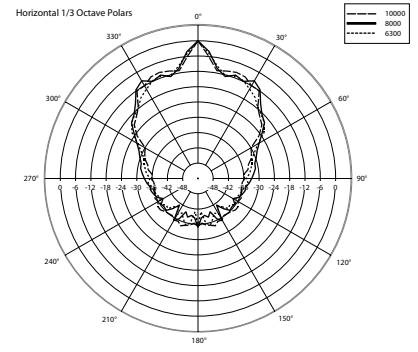
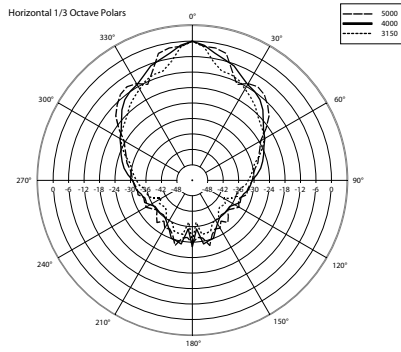
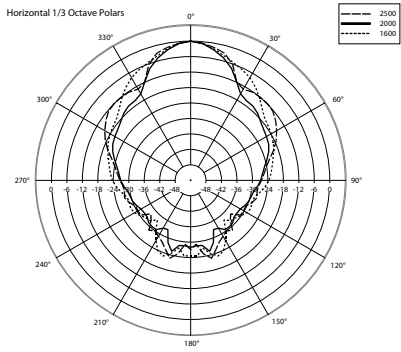
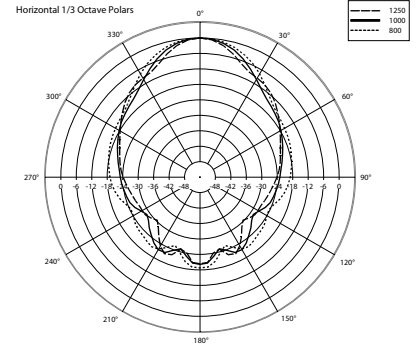
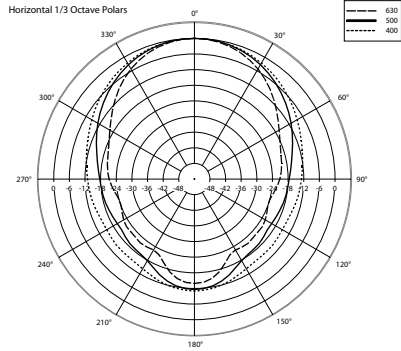
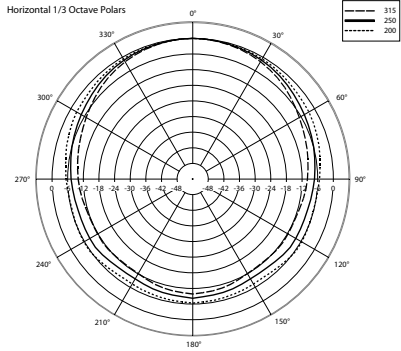


SCHEMATICS

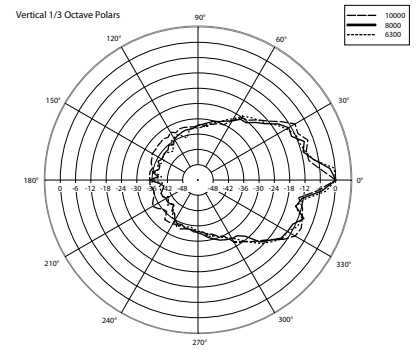
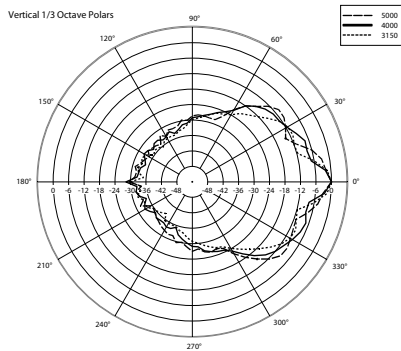
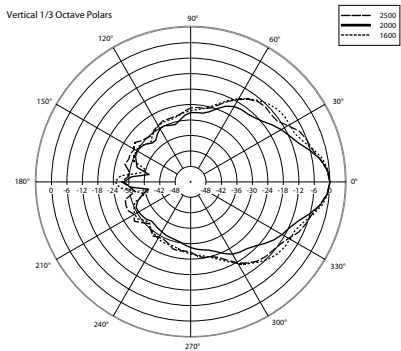
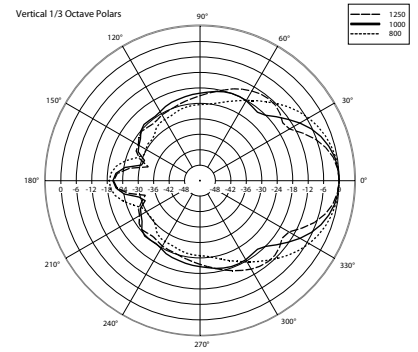
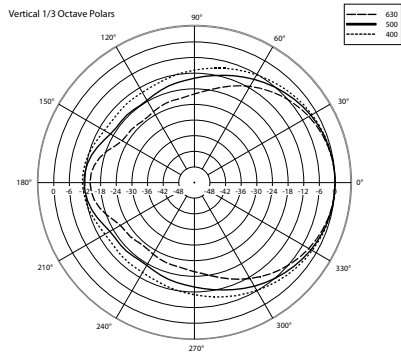
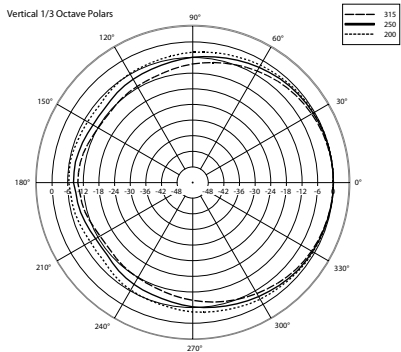




HORIZONTAL 1/3 POLAR PLOT



VERTICAL 1/3 POLAR PLOT



A&E SPECIFICATIONS

The product shall be a fiberglass horn speaker designed to withstand the most adverse weather conditions and provide high sound pressure levels thanks to the simultaneous use of 4 dynamic compression driver units.

It shall be suitable for alarm messages, thanks to the highly intelligible voice reproduction and the EN 54-24 certification.

It shall have IP65 protection grade for both indoor and outdoor installations.

The terminal connection blocks, for input and output flameproof cables, shall be made of ceramic material. A thermal fuse shall protect the line integrity in case of heat affecting the speaker.

NOTES

TECHNICAL SPECIFICATIONS

110 dB: sensitivity 1W @ 1m is measured in full space (free field) with pink noise signal (band limited: 100 Hz ÷ 10 kHz) without any equalization, 1 W power (7.1 V on 50 Ohm) at 1 m distance.

133 dB: max. SPL @ 1m average is measured as the previous point, but with 200 W power (100 V on 50 Ohm), maximum peak SPL is given by considering double input voltage.

91 dB: sensitivity 1W @ 4m is measured in full space (free field) with pink noise signal (band limited: 100 Hz ÷ 10 kHz) per EN 54-24 spectrum and the equalization suggested in the user manual, 1 W power (7.1 V on 50 Ohm) at 4 m distance.

114 dB: max SPL average @ 4m is measured with the equalization suggested in the user manual, 200 W power (100V on 50 Ohm), maximum peak SPL is given by considering double input voltage.

SAFETY

NO CAUTION is NECESSARY in case of ALERTED PERSON for AUDIO voltages up to 120V, when warning symbols are present near the connection terminals. In the case of AUDIO voltages up to 71V, it is not even necessary to put warning symbols.

No need of linking to earth metal parts of speakers equipped with transformers and connected to 70.7 V / 100 V outputs of power amplifiers that do not have any reference to earth (ref. EN 62368-1 item 4.3.2.2), unless specific local requirements.