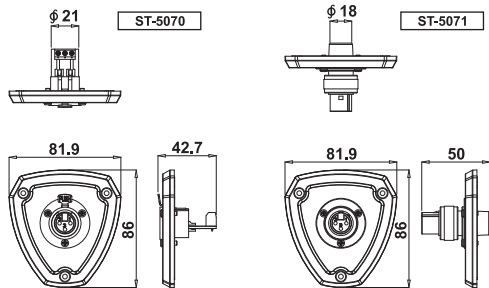


DIMENSIONS

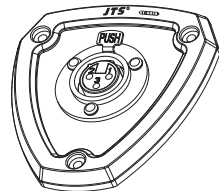


www.jts.com.tw

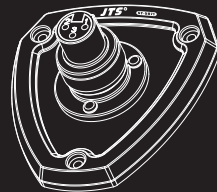
59010-065-02

JTS[®]
ST-5070/ST-5071-02

ST-5070/ST-5071 Shockmount Plate



ST-5070



ST-5071

FEATURES

*XLR- Female type connector.

*Soldering-free wiring. (ST-5070)

*Rubber panel isolates the microphone from the mounting surface and provides effective reduction of mechanical noise and vibration.

*Specially designed for GM Series gooseneck microphones, as well as other plug-in microphones with XLR-Male type outputs.

*Suitable for JTS gooseneck microphones:

GM-5206/GM-5212/GM-5218, GM-5206L/GM-5212L/GM-5218L,
GML-5206/GML-5212/GML-5218

SPECIFICATIONS

ST-5070

Connector: XLR- Female

Dimension (mm):81.9(W)*86(H)*42.7(D)

ST-5071

Connector: XLR Female (Lockable)

Dimension (mm):81.9(W)*86(H)*50(D)

MOUNTING/CONNECTIONS

ST-5070

1. Connect a two-wire shielded cable to the screw terminal on the bottom of mounting plate.(The terminal numbers are indicated on the circuit board.)
2. Connect the “shield” to PIN 1, “positive” to PIN 2, “negative” to PIN 3.
3. Make certain of firmly connection between the screw terminal and the cable.
4. Position the shockmount plate on the mounting surface and fix it with the supplied screw.
5. Secure the connection cable below the mounting surface and reserve a length to guarantee the best isolation.
6. Reassure the firm connection.

ST-5071

1. Unit a two-wire shielded cable and the screw terminal on the bottom of mounting plate by soldering.(The terminal numbers are indicated on the circuit board.)
2. For the following procedure, please refer to “ST-5070 Mounting/Connection” section, Step 2 to 6.